



The Cat and The Moon

Variation on a theme for young musicians
Worksheets and more...

Lesson 15.

z z

z





Answer page

There were 10 beats altogether in the whole piece.

And

Here is what the musical piece looks like when it's written on a page:






Here is the song using music notes:





Here is the song using music notation:





Cat And The Moon

Variation 1.

Name: _____

1. Now you can make your own musical piece!
All you have to do is write "Do", or "Re", or "Mi" on the lines below the beats.
The "Do", and "Re" and "Mi" are called musical notes.

_____ _____ _____ _____ _____ _____ _____ _____ _____ _____

_____ _____ _____ _____ _____ Re Do Re Mi Do

2. How many musical notes did you use all together? What were they?

$$\frac{\quad}{(Do)} + \frac{\quad}{(Re)} + \frac{\quad}{(Mi)} = \frac{\quad}{All}$$

Challenge!

Is your musical piece different from the one you heard in the video? How?

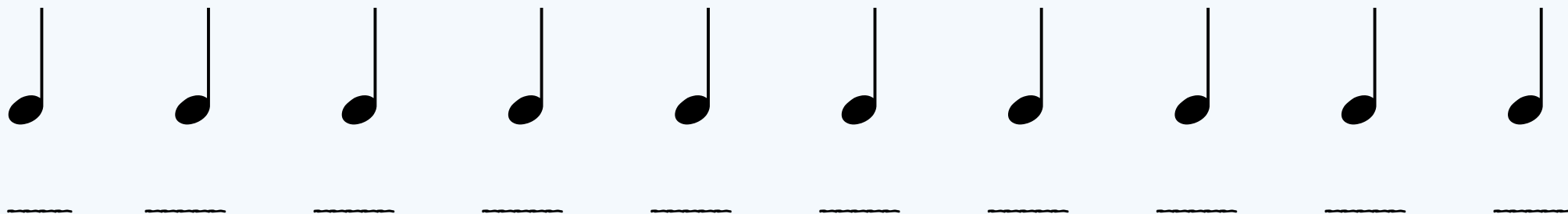


Cat And The Moon

Variation 2.

Name: _____

1. Now, once again, you can make your own musical piece!
All you have to do is write "Do", or "Re", or "Mi" on the lines below the beats.
The "Do", and "Re" and "Mi" are called musical notes.
2. But this time use 5 Do's, 4 Re's and 1 Mi's in any order that you want.






Hand Signs

Piano Fingering Chart

Music Notes



"Mi"



Note E (Mi)




"Re"



Note D (Re)



"Do"



Note C (Do)





Keyboard Practice Pad

